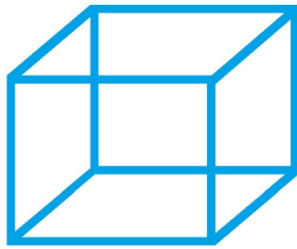


Partition Mesh Locker System



Model Number, JPML-S

Product Summary

This New Zealand made Jaloc Partition Mesh Locker System is architecturally suited for a covered apartment garage or basement storage area.

This proprietary design storage locker is a series of lintels, panels and posts that can incorporate a hinged door and multi-position shelves. It is manufactured to order, to suit installation site. Size is typically within 1000-1500mm deep, 2200mm high from ground, 900-1500mm wide.

The Jaloc Partition Mesh Locker is made from folded electro galvanised posts bolted together with corner gussets. Panels are secured using machine threaded bolts and locking nuts to secure either wire or sheet based panels.

The locker can be fitted with an optional perforated top panel when installed under a building fire sprinklers. Mesh can be substituted for sheet metal, enabling laser cut patterns for decorative effect or privacy.

The door is hinged on hardened steel pins and is supplied with a hasp latch to fit a standard padlock. Twin hinged doors are fitted on locker width typically over 1000mm.

The locker height and level can be adjusted using galvanised screw in M10 adjustable feet to approximately 50mm. Locker sections can be stepped in order to cover steep gradients in the floor. Footplates have tags for secure bolting to the ground.

Visit our web site @ www.jaloc.co.nz

**THE SMART, SPACE-SAVING WAY TO KEEP BULKY ITEMS CLEAN, SECURE AND CLOSE-AT-HAND
MADE HERE IN NEW ZEALAND**

Design & Materials

The locker is manufactured from galvanised steel sheet (JIS G3313 0.09OZ SECC PHOS&DRY) and galvanised steel mesh 50 x 50 Square, 4mm diameter rod, spot welded.

Zinc plated steel machine threaded bolts and nuts.

Hardened Steel Pin Hinges.

Surface finish is standard bright galvanized. Dulux Powder coated paint finish is optional to improve appearance and durability.


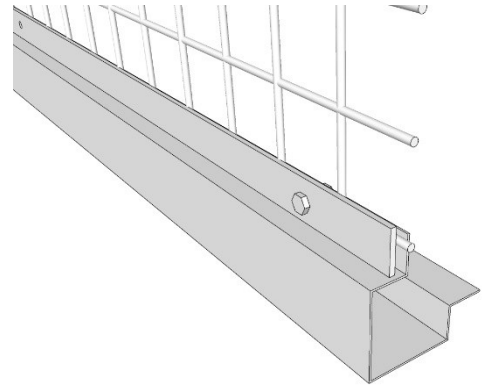

The Jaloc lockable storage cabinets are manufactured in New Zealand using CNC Technology and the latest sheet metal machinery.

The Jaloc proprietary design cabinets have been developed over the years to satisfy most apartment based storage needs.

Visit our web site @ www.jaloc.co.nz

**THE SMART, SPACE-SAVING WAY TO KEEP BULKY ITEMS CLEAN, SECURE AND CLOSE-AT-HAND
MADE HERE IN NEW ZEALAND**

JPML-S Jaloc Partition Mesh Locker System



Functional Specs:

- Within 1000-1500mm deep, 2200mm high from ground, 900-1500mm wide.
- Internal volume from 1 m³ to 5 m³
- Door opening from 800mm wide single to 1400mm wide double door.
- Custom made to order – floor, back and top and shelf panels are optional.

Visit our web site @ www.jaloc.co.nz

THE SMART, SPACE-SAVING WAY TO KEEP BULKY ITEMS CLEAN, SECURE AND CLOSE-AT-HAND
MADE HERE IN NEW ZEALAND